



E-1
Phono Stage Amplifier

LUXMAN

The lightning flash with arrowhead, within an equilateral triangle, is intended to alert the user to the presence of uninsulated “dangerous voltage” within the product’s enclosure that may be of sufficient magnitude to constitute a risk of electric shock to



The exclamation point within an equilateral triangle is intended to alert the user to the presence of important operating and maintenance (servicing) instructions in the literature accompanying the appliance.

WARNING - TO REDUCE RISK OF FIRE OR ELECTRICAL SHOCK, DO NOT EXPOSE THIS EQUIPMENT TO RAIN OR MOISTURE.

9. Only use attachments/accessories specified by the manufacturer.
10. Unplug this apparatus during lightning storms or when unused for long periods of time.
11. Refer all servicing to qualified service personnel. Servicing is required when the apparatus has been damaged in any way, such as liquid has been spilled or objects have fallen into the apparatus, the apparatus has been exposed to rain or moisture, does not operate normally, or has been dropped.
12. Do not expose this equipment to dripping or splashing and ensure that no objects filled with liquids, such as vases or beverages, are placed on the equipment.
13. To completely disconnect this equipment from the AC. mains, disconnect the power supply cord plug from the AC socket.
14. The power supply cord should be kept in good condition, if it gets chewed up by a pet, it should be replaced.

IMPORTANT SAFETY INSTRUCTIONS!

PLEASE READ THEM BEFORE OPERATING THIS EQUIPMENT.

1. Read these instructions.
2. Heed all warnings.
3. Follow all instructions.
4. Do not use this apparatus near water.
5. Clean only with a dry cloth.
6. Do not block any ventilation openings. Install in accordance with the manufacturer's instructions.
7. Do not install near any heat sources such as radiators, heat registers, stoves, or other apparatus (including amplifiers) that produce heat.
8. Protect the power cord from being walked on or pinched particularly at plugs, convenience receptacles, and the point where they exit from the apparatus.

LUXMAN

NO USER-SERVICEABLE PARTS INSIDE. REFER SERVICING TO

QUALIFIED PERSONNEL.

To prevent the risk of electric shock, do not remove cover or back plate. No user serviceable parts inside.

Thank You

Your decision to purchase this Luxman E-1 Phono Stage Amplifier singles you out as one of the most discriminating music listeners. Luxman have been hand-crafting exquisite audio reproducing equipment in Japan since 1925.

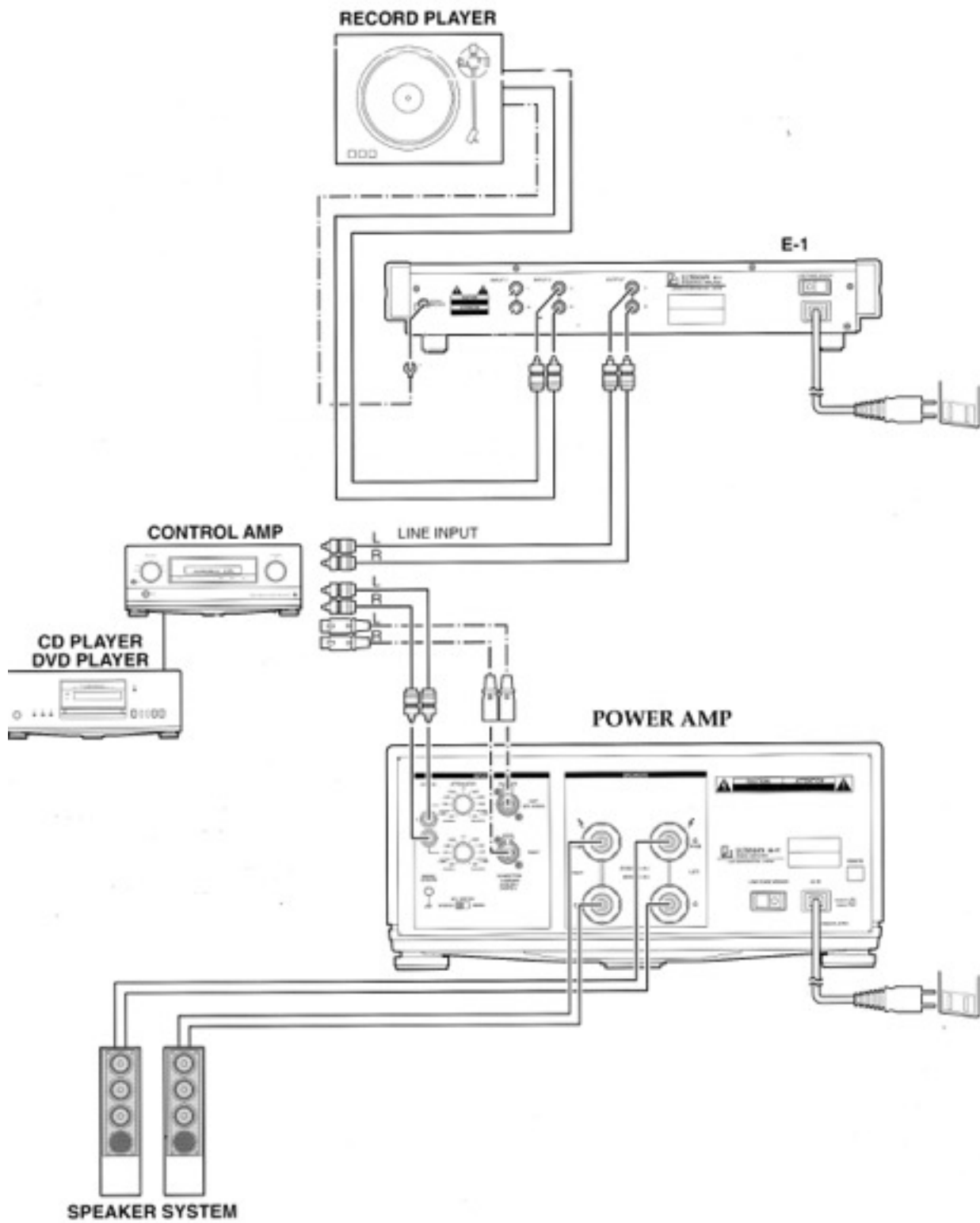
In terms of performance, we build our products to deliver natural sound that brings spiritual serenity to the listener. And in aesthetic terms, we stress the interplay of light and shadow, so the Luxman products present a solid, sculpture-like impression.

Please take a short time to read the information in this manual. We want you to be as familiar as possible with all the features and functions of your new Luxman.

Contents

Important Safety Instructions	Page	3
Contents		4
Quick Set Up Chart		5
Front Panel Controls		6
Rear Panel Inputs & Outputs		7
Installation		8
Connection to Other Components		9
Block Diagram		10
Specifications		11
Warranty		12 - 13
Luxman Worldwide Contacts		14.

Quick Set Up



Please refer to Page 9 – **Connections** for more in depth instructions.

Front Panel Controls



1. **POWER STAND-BY / ON**, push button turns the E-1 either ON {blue} or STAND-By (orange) .
2. **POWER INDICATOR; LED** glows orange initially to show that it is warming up, will shine blue once the E-1 is fully operational.
3. **INPUT SELECTOR;** select either of the two connected cartridges . Can be either one MC and one MM or two MC or even two MM.
4. **MM / MC SELECTOR;** allows you to choose between Moving Magnet (MM) or Moving Coil cartridges (MC).
5. **IMPEDANCE SELECTOR;** select either of three Gain / Impedance settings.

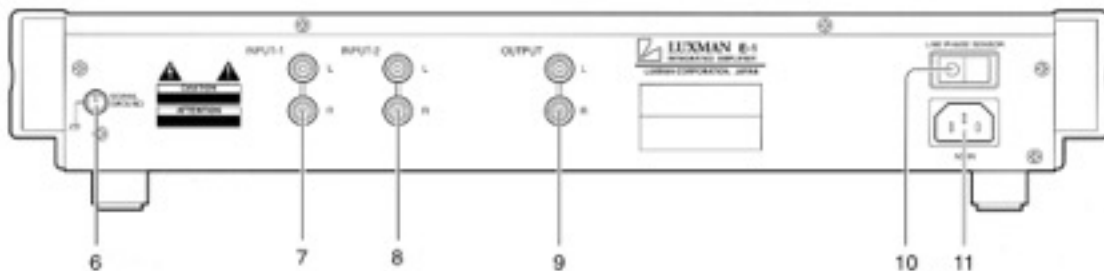
- Low** = 28Ω
- Medium** = 106Ω
- High** = 560Ω

5. **ARTICULATE;** *Over time, the various parts of the inner assembly of moving coil cartridges experience a build-up of magnetic energy, resulting in a veiling of detail, even a loss of dynamics and upper-octave resolution. Demagnetizing the cartridge removes the excess, often bring back a cartridges sense of "presence" and "life".*

Turn the selector to the Articulate setting when you want to demagnetize your Moving Coil cartridge; only takes thirty seconds.

For best results please demagnetize your cartridge every forty hours.

Rear Panel Controls



6. **GROUND;** connect the earth (ground) lead from the tonearm to this grounding post.
7. **INPUT 1;** connect the output from a MC or MM cartridge to this input.
8. **INPUT 2;** connect the output from a MC or MM cartridge to this input.
9. **OUTPUT:** connect the output from the E-1 to an input on your control amplifier), (linestage).
10. **LINE PHASE SENSOR.** Here is a clever device found on the back of almost every LUXMAN powered product. You press the button and it will check the phase of the electricity it is receiving. If the AC outlet in the wall is incorrectly wired, meaning the live and neutral are swapped, a red LED will turn on to warn you. You only need to press it once, when you are installing a product to check that everything is in order. It's a simple mistake, that occurs often, and one that can undermine your listening enjoyment.
11. **AC IN (AC INLET)** Connect the E-1 supplied power cord to a live AC outlet. Refer to information on the back panel to determine the correct voltage. N. American models are supplied with a special 115 volt transformer.

Installation.

Now you are ready to take advantage of LUXMAN's long standing tradition of excellence in the E-1 Phono Stage Amplifier. Up to two cartridge / tonearm combinations can be connected to the E-1, its output will drive any high quality control / power amplifier system to its ultimate performance. The E-1's reproduction is sonically transparent and absolutely accurate.

INSTALLATION

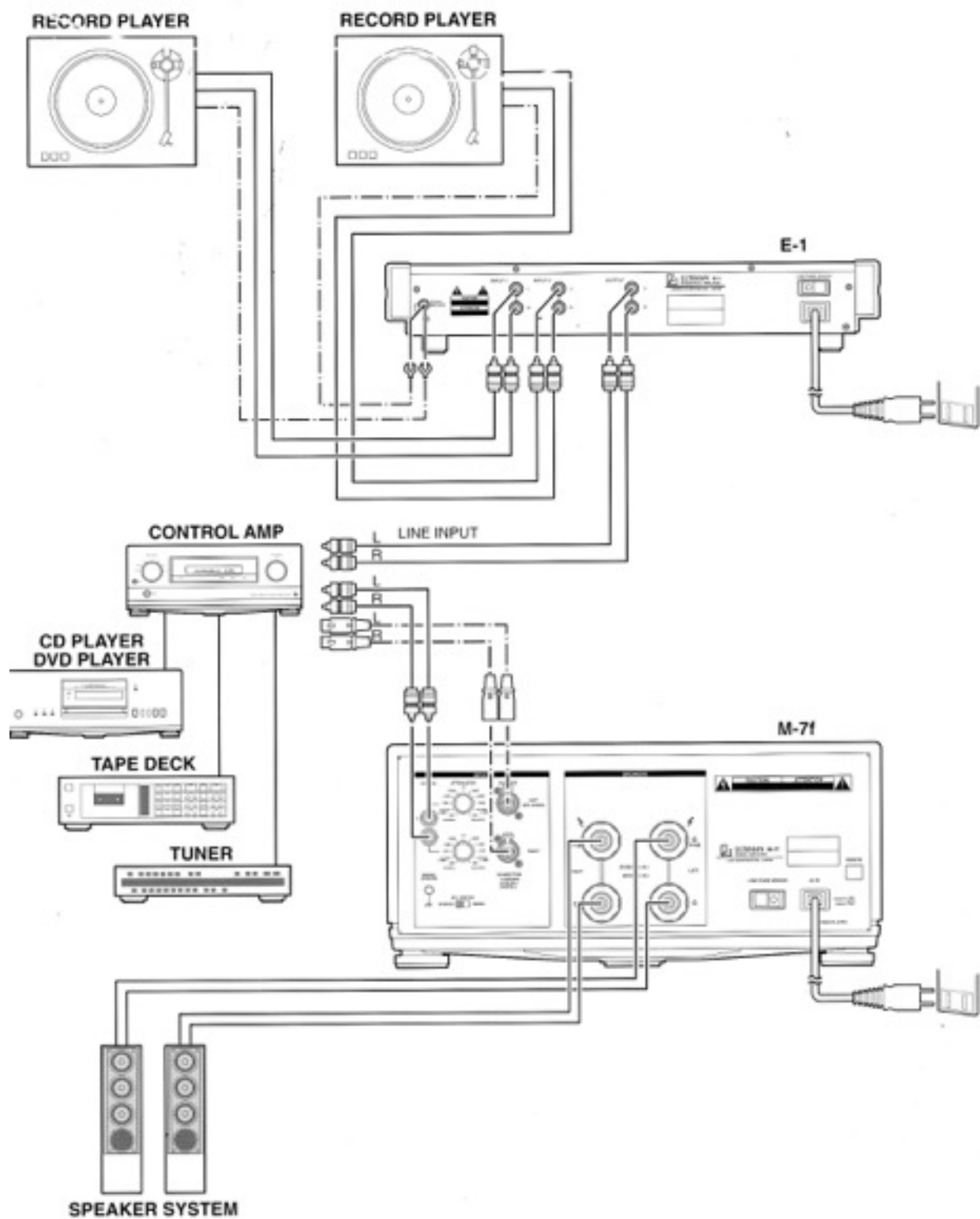
The E-1 can be placed upright on a table or shelf, standing on its four feet. It also can be custom installed in piece of furniture or cabinet of your choice.

Always provide adequate ventilation for your E-1. Cool operation ensures the longest possible operating life for any electronic instrument. Do not install the E-1 directly above a heat generating component such as a

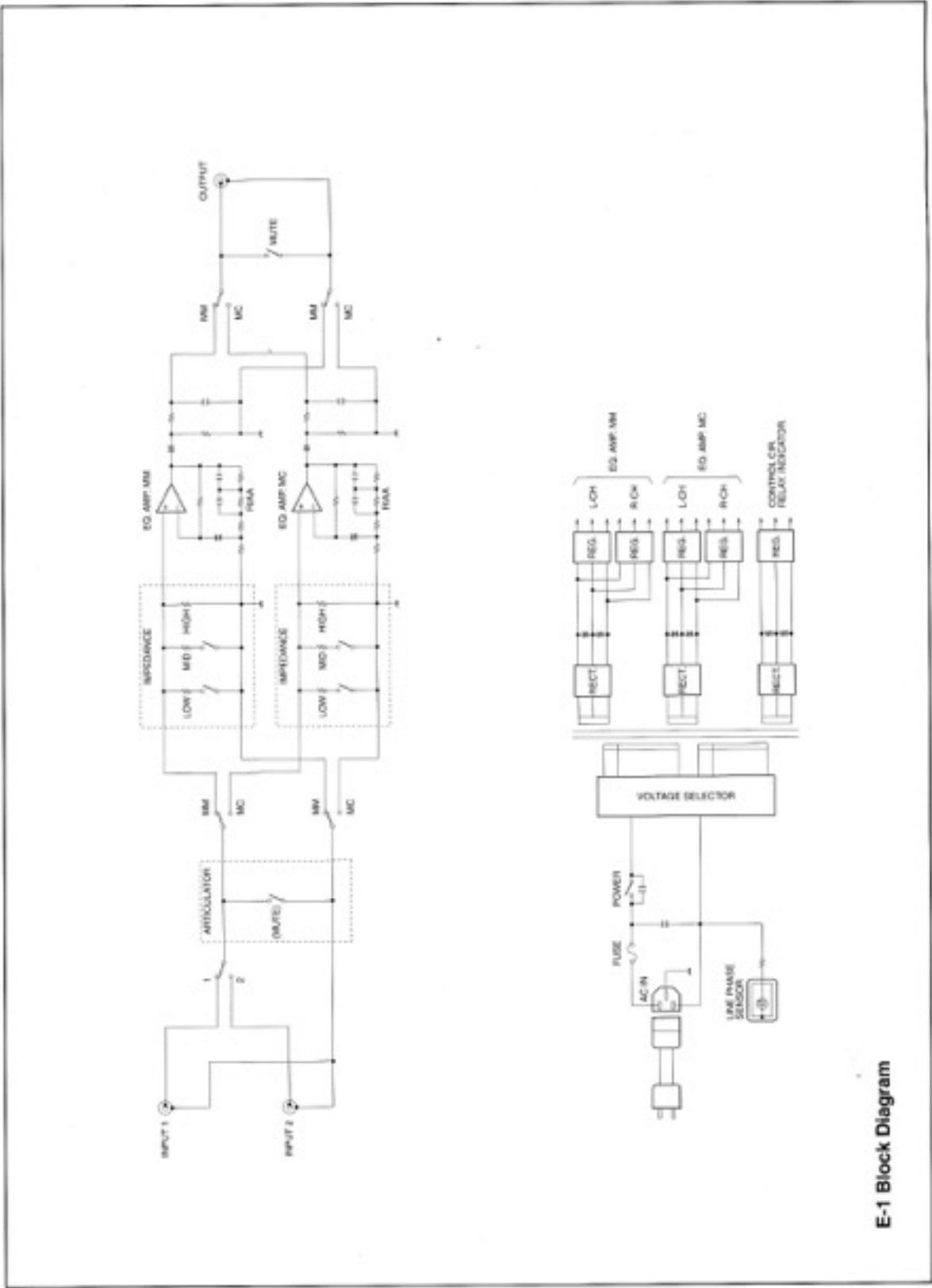
high powered amplifier. If all the components are installed in a single cabinet, a quiet running ventilation fan should be utilized to maintain all the system components at the coolest temperature.

Allow at least 4" (10 cm) above the amplifier, 2" (5 cm) all around.

Connections



E-1 Specifications



E-1 Block Diagram



System	MM /MC independent NF type [ikoraiza] + CR type	MM	MC
Input sensitivity		4mV	0.2mV
Input impedance	Low	34kΩ	28Ω
	Mid	50kΩ	106Ω
	High	75kΩ	560Ω
Gain	1KHz	36dB	62dB
RIAA curve deviation	30 - 20KHz	±0.2dB	
	20 - 100KHz	±0.5dB	
Output voltage	1KHz	250mV	
Output impedance	230Ω		
Signal-to-Noise Ratio	IHF-A	103dB	83dB
Channel separation	10KHz	Above 90dB	
Electric power consumption	11W		
Dimensions	18.4 (W) x 3.2 (H) x 15.9" (D)		
Weight	20 lbs. net		

Warranty

TERMS AND CONDITIONS

1. **LIMITED WARRANTY**
Luxman warrants the product designated herein to be free of manufacturing defects in material and workmanship, subject to the conditions hereinafter set forth, for a period of three (3) years from the date of purchase by the original purchaser or no later than five (5) years from the date of shipment to the authorized Luxman dealer, whichever comes first, excepting vacuum tubes which are warranted for 90 days only (See 6).
2. **CONDITIONS**
This Warranty is subject to the following conditions and limitations. The Warranty is void and inapplicable if the product has been used or handled other than in accordance with the instructions in the owner's manual, abused, or misused, damaged by accident or neglect or in being transported, or the defect is due to the product being repaired or tampered with by anyone other than Luxman or an authorized Luxman repair center. The product must be packed and returned to Luxman or an authorized Luxman repair center by the customer at his or her sole expense. Luxman will pay return freight of its choice. A RETURNED PRODUCT MUST BE ACCOMPANIED BY A WRITTEN DESCRIPTION OF THE DEFECT AND A PHOTOCOPY OF THE ORIGINAL PURCHASE RECEIPT. This receipt must clearly list model and serial number, the date of purchase, the name and address of the purchaser and authorized dealer and the price paid by the purchaser. Luxman reserves the right to modify the design of any product without obligation to purchasers of previously manufactured products and to change the prices or specifications of any product without notice or obligation to any person.
3. **REMEDY**
In the event the above product fails to meet the above Warranty and the above conditions have been met, the purchaser's sole remedy under this Limited Warranty shall be to return the product to Luxman or an authorized Luxman repair center where the defect will be rectified without charge for parts or labor, except vacuum tubes (See 6).
4. **LIMITED TO ORIGINAL PURCHASER**
This Warranty is for the sole benefit of the original purchaser of the covered product and shall not be transferred to a subsequent purchaser of the product.
5. **DURATION OF WARRANTY**
This Warranty expires on the third anniversary of the date of purchase or no later than the fifth anniversary of the date of shipment to the authorized Luxman dealer, whichever comes first.
6. **VACUUM TUBES**
Vacuum tubes are warranted for the original 90-day period only.
7. **DEMONSTRATION EQUIPMENT**
Equipment used by an authorized dealer for demonstration purposes is warranted to be free of manufacturing defects in materials and workmanship for a period of three (3) years from the date of shipment to the dealer. Vacuum tubes are warranted for 90 days.

Warranty contd.

After the first year, demo equipment needing warranty service must be packed and returned to Luxman Service Center by the dealer at his sole expense. Luxman will pay return freight of its choice. A returned product must be accompanied by a written description of the defect on an LUXMAN RETURNED GOODS AUTHORIZATION form. Dealer-owned demonstration equipment sold at retail within three (3) years of date of shipment to the dealer is warranted to the first retail customer to be free of manufacturing defects in materials and workmanship for the duration of the 3-Year Limited Warranty remaining (as measured from the date of shipment of the equipment to the dealer). Vacuum tubes are not warranted for any period under these conditions of sale. In the event warranty service is needed under these conditions, the owner of the equipment must provide a copy of his purchase receipt, fulfilling the requirements described under "2. Conditions" above. The product must be packed and returned to Luxman or an authorized Luxman repair center by the customer at his or her sole expense. Luxman will pay return freight of its choice.

8. MISCELLANEOUS

ANY IMPLIED WARRANTIES RELATING TO THE ABOVE PRODUCT SHALL BE LIMITED TO THE DURATION OF THIS WARRANTY. THE WARRANTY DOES NOT EXTEND TO ANY INCIDENTAL OR CONSEQUENTIAL COSTS OR DAMAGES TO THE PURCHASER. Some states do not allow limitations on how long an implied warranty lasts or exclusion or limitation of incidental or consequential damages, so the above limitations or exclusions may not apply to you. This Warranty gives you specific legal rights, and you may also have other rights which vary from state to state.

9. US WARRANTOR

Inquiries regarding the above Limited Warranty may be sent to the following address: On A Higher Note, PO Box 698, San Juan Capistrano, CA 92693.



www.luxman.co.jp

Luxman, Japan

Luxman World Wide

phone (852) 3109 7383

fax (852) 3585 1213

info@LUXMAN.co.jp

www.luxman-audio.de

Germany

phone +49 (0)5921.78849.27

fax +49 (0)5921.78849.28

info@tcg-gmbh.de

www.luxman.pl

Poland

phone 012 265 02 85

poczta@luxman.pl

Sweden

phone + 46 477 31270

fax + 46 477 31838

k-nilsson@telia.com

www.luxman-audio.co.uk

United Kingdom

phone +44(0)1900 813064

fax +44(0)1900 818060

select.audio@tiscali.co.uk

www.luxman.us

United States

phone (+1) 949 488 3004

fax (+1) 949 488 3284

info@onahighernote.com